

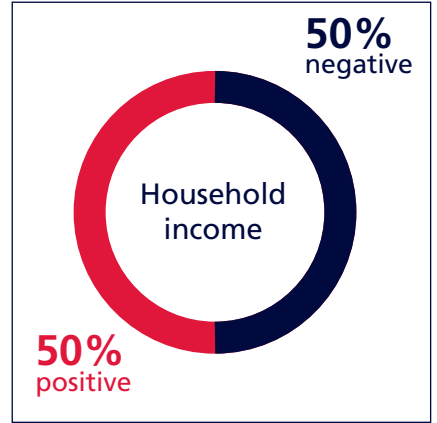
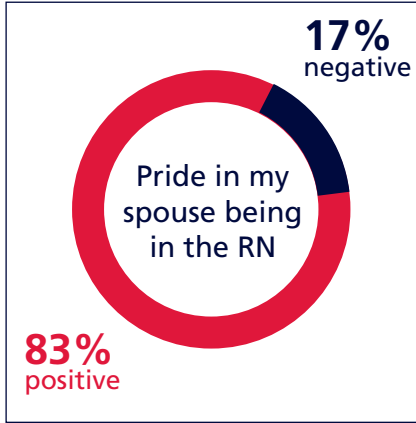
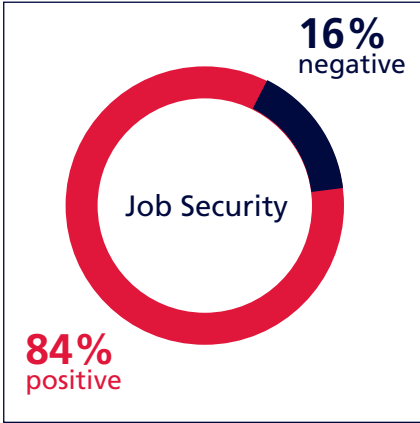
Families Continuous Attitude Survey 2021



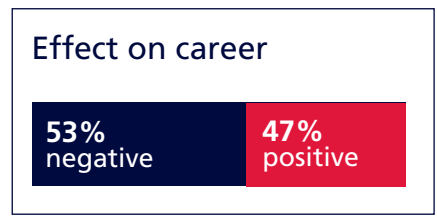
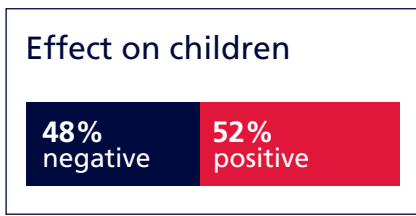
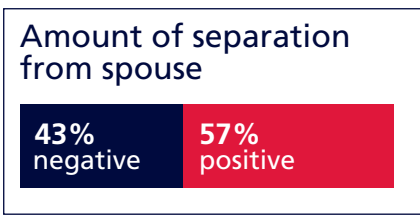
SERVICE LIFE

When asked how positive or negative spouses feel about Service Family Life:

Top 3 Positives



Top 3 Negatives



- Significantly less families feel negatively towards these areas of Service life compared to last year.
- Less spouses often start discussions about leaving the Service (2021=20%, 2020=25%), down 5% from last year.

HOUSING



77% of families own their own home

The main reasons families don't own their own homes are:

57% say they can't afford to buy a suitable house

37% say living in Service accommodation suits their family's needs at the present time



Of the 34% families who live in SFA/SSFA, 69% feel that SFA is good value for money

SPOUSAL EMPLOYMENT



80% of spouses are currently employed

The main difficulties spouses face when looking for a job are:

57% partner not being able to assist with care responsibilities

52% having a spouse who is often away

46% extended family living too far away to assist with childcare

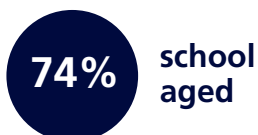
CHILDCARE

1/2 of families with school aged children have needed childcare in the last 12 months

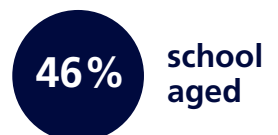


Down **9%** from last year

Families are **MOST** satisfied with the quality of childcare facilities



Families are **LEAST** satisfied with the cost of childcare facilities



1. Only significant changes (0.01 level of significance) are highlighted.
2. Spouse refers to both spouses and civil partners.
3. RN includes spouses/civil partners of RM personnel.